

# WOW. WETWALL.

Wetwall™  
— A WILSONART COMPANY —



THE BEFORE BATHROOM WITH TILE  
FLIP FOR THE AFTER WITH WETWALL →



Wetwall™  
— A WILSONART COMPANY —





RETHINK  
HOW YOU  
RENOVATE

Wetwall™  
— A WILSONART COMPANY —



# Table of Contents

- 01 **INTRO TO WETWALL**  
*pg. 4-9*
- 02 **LIVING WITH WETWALL**  
*pg. 10-19*
- 03 **COMMERCIAL APPLICATIONS**  
*pg. 20-25*
- 04 **DESIGN COLLECTIONS**  
*All Designs Overview, pg. 28-29*  
*Pro Designs, pg. 30-41*  
*Menards Designs, pg. 42-47*  
*Lowe's Designs, pg. 48-51*
- 05 **SKUS & SPECS**  
*pg. 52-53*
- 06 **ACCESSORIES**  
*pg. 54-55*
- 07 **HOW TO BUY**  
*pg. 56-57*



# Meet the modern alternative to tile

AND PREPARE TO LOSE YOUR MARBLE(S)

with a revolutionary design material that transforms bathrooms quicker, cheaper and easier.

IT'S KIND OF LIKE DRYWALL. EXCEPT IT'S WETWALL.



**PATENTED  
WATERPROOF  
PANEL SYSTEM**

Installs seamlessly with customizable tongue-and-groove panels & color-matched sealant.



**DARING DESIGNS**

Looks like marble, stone or wood—including abstract patterns—and weighs a lot less.



**SPEEDY DELIVERY  
& INSTALLATION**

In hand in 2 weeks, in the bathroom in 2.5 hours. Plus, exceptional, reliable service.




**SCRATCH- & SCUFF-  
RESISTANT AEON™  
TECHNOLOGY**

Does double duty: works hard in busy bathrooms & looks luxe longer.




**ANTIMICROBIAL  
PROTECTION**

Inhibits the growth of bacteria, mold and mildew, cleans easily and won't wash off.



WATERPROOF BATHROOM PANELS DESIGNED TO



# Tile

vs.

# Wetwall



COMPLICATED  
INSTALLATION  
PROCESS



HARD-TO-  
CLEAN GROUT



LOTS OF  
HEAVY  
MATERIALS



EASILY  
INSTALLS  
IN A SNAP



NO GROUT,  
NO PROBLEM



LARGE YET  
LIGHTWEIGHT  
WALL PANELS



## WASHING OUT THE COMPETITION

No other surface compares to the revolutionary, waterproof material of Wetwall. It out-beauties stone, outperforms marble and out-simplifies tile—creating luxury looks without the black-tie pricetag.

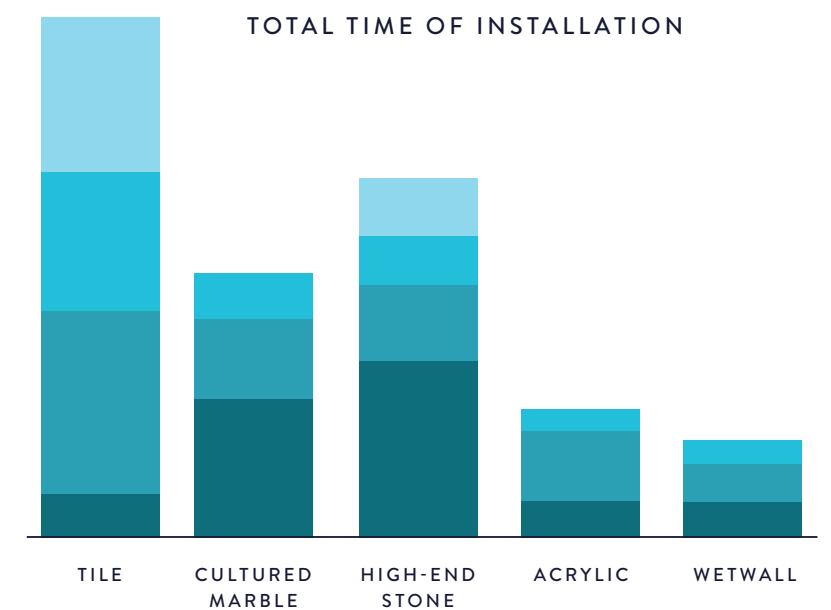
Oh and did we mention that it's a tongue-and-groove panel system you can easily install yourself?



AT YOUR DOOR  
IN 2 WEEKS,  
IN THE BATHROOM  
IN 2.5 HOURS.



TOTAL TIME OF INSTALLATION



PERFECT FOR BUSY FAMILIES

# Reno without the demo.



*Worry-free walls that are ready for whatever*

Our durable panels perform well under pressure—designed to withstand everyday use, no matter what the day brings.




From  
"UH OH"




to  
"OH WOW"



When families need a new bathroom, but can't manage without the old one, they turn to Wetwall. Thanks to the convenience of the tongue-and-groove system, our waterproof panels snap into place, right over worn-out tile.



No specialized tools? No problem. This is all you'll need.



Soap & water keeps it clean.



PERFECT FOR BUSY FAMILIES




Augusta Calacatta

These walls are

# WATERPROOF. YUCK-PROOF. LIFE-PROOF. YAWN-PROOF.

Made to withstand mildew or mishaps, spills & splatters—Wetwall has it covered.



Pro Design  
ARIA WHITE



Pro Design  
STACCATO

## Can't decide on just one design?

THEN DON'T.

Pro Designs can mix & match and install on every wall, every corner...even the ceiling. Customize and order panels for your bathroom's unique specifications through a Kitchen & Bath Showroom or contractor.



SHOP ALL  
PRO DESIGNS

PERFECT FOR DIYers

# Dream it. Design it. Do it... *yourself.*




Torrone Marble

Tired of that tired, old tile? Just cover it up. These lightweight yet large-scale panels mean you can lift with ease and cover up old walls quick. Use our Wilsonart® Adhesive and Color-Matched Sealant for the best results. Simple, speedy, stylish.

Delivered to your door in 2 weeks.  
In your bathroom in as little as 2.5 hours.



Bullnose edge installation means no extra trim required.



## 1 PREP



## 2 STICK



## 3 SNAP



## 4 SEAL




## 5 SEAMLESS



SCAN FOR  
COMPLETE  
INSTALLATION  
& HOW-TO  
RESOURCES

PERFECT FOR DIYers

# EASY TO LOVE & LIVE WITH.



AEON™ Enhanced Scratch- & Scuff-Resistant Performance Technology keeps walls durable & protected.

Withstands spills & splatters, plus inhibits the growth of stain- & odor-causing mold, mildew and bacteria.







# PERFORMANCE THAT'S RIGHT AT HOME.

(Even when it's not a home.)

Wetwall's panel system is waterproof, scratch- & scuff-resistant, and EPA-approved antimicrobial. It makes perfect sense for commercial applications where durability and cleanliness are a priority, such as hotels, hospitals, schools and other shared spaces.

Hotel Bathroom in Calacatta Statuario



## QUICK JOBS. RELIABLE RESULTS.

Wetwall is perfect for durable, easy-to-clean surfaces in high-traffic areas. Our minimal maintenance panels handle everything from steamy showers to sweaty socks.

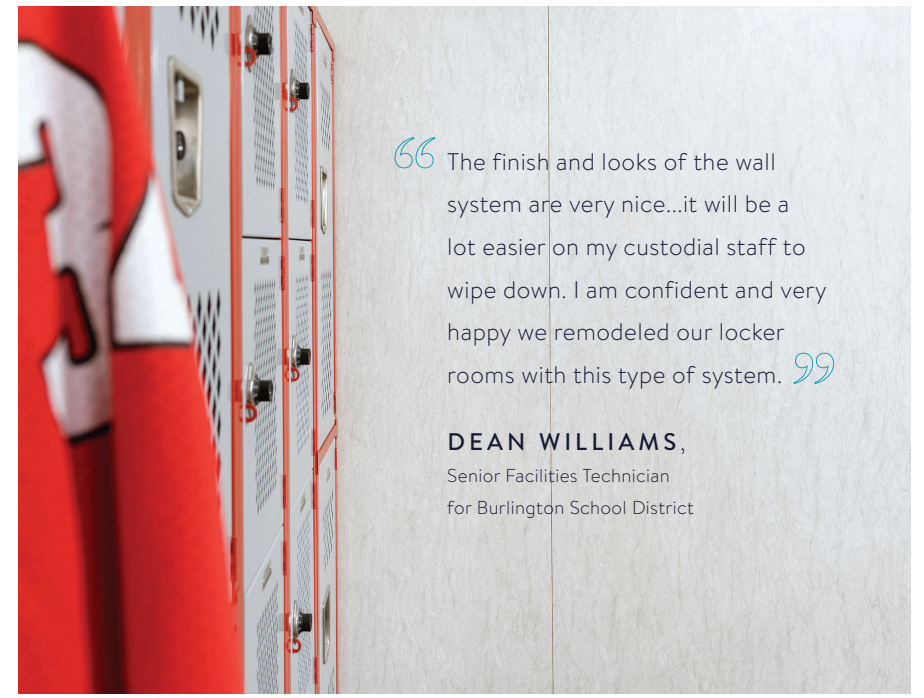
Lyman C. Hunt Middle School  
Burlington, VT  
featuring Tahiti Sands



Vermont Middle School elevates athletic facilities with Wetwall



DON'T TAKE OUR  
WORD FOR IT.  
VIEW MORE ABOVE.



“ The finish and looks of the wall system are very nice...it will be a lot easier on my custodial staff to wipe down. I am confident and very happy we remodeled our locker rooms with this type of system. ”

**DEAN WILLIAMS,**  
Senior Facilities Technician  
for Burlington School District

COMMERCIAL APPLICATIONS



KK's Doghouse  
Temple, Texas

featuring Legacy Ash

“ This is a superb product. Wetwall is very stylish, durable, easy to clean and stands up to our commercial needs. We have received many compliments on how great it looks, we love it! ”

**KAREN THOMAS**

Founder of KK's Doghouse



# Wow.



I can do it myself?  
Installs in a snap?  
Goes right over tile?  
It won't get scratched?  
It's that light?  
No grout?  
That's not real marble?  
It's not on backorder?



# Wetwall.





# A work of art.

## WE'VE DISGUISED DURABILITY WITH LUXURY

Sophisticated style?  
Without a doubt.

Daring designs?  
So many to choose from.

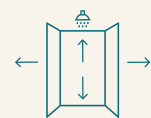
Our 19 design-forward finishes recreate stunning, seamless looks that mimic marble, stone and wood—plus abstract patterns.



Legacy Ash

# Without the work.

## AVAILABLE IN 2 WAYS, WITH EXCLUSIVE DESIGNS TO MATCH



### Fully Customizable Panels

#### PRO DESIGNS COLLECTION

Create the look of luxury with panels sized to any specification. Available through kitchen & bath showrooms and contractors.



### Bath & Shower Surround Kits

#### MENARDS & LOWE'S DESIGNS COLLECTIONS

Think inside the box, with almost everything you need to install. Pre-cut bath & shower kits conveniently come in standard sizes.

## PRO DESIGNS



AREZZO  
W7041



ARIA WHITE  
W7001



AUGUSTA CALACATTA  
W7055



CALACATTA STATUARIO  
W7036



COSENZA  
W7028



LARISIS MARBLE  
W7054



LEGACY ASH  
W7042



STACCATO  
W7004



TAHITI SANDS  
W7027



TORRONE MARBLE  
W7008

## MENARDS DESIGNS



BIANCO GRANITE  
W7007



COSTA GREY  
W7023



NESTOS MARBLE  
W7026



SOCIETY ELM  
W7009



TUSCA MARBLE  
W7022

## LOWE'S DESIGNS



MARMAFINO  
W7019



NORWEGIAN ELM  
W7015



SPANISH SANDS  
W7014



VIENNA MARBLE  
W7006

TRY BEFORE YOU BUY

Order a Sample

# Apparently we do our best thinking in the shower.

## PRO DESIGNS COLLECTION


Our 10 luxe designs can be fully customized to fit unique specifications. Surround a bathroom in seamless luxury by covering all the walls. Or, keep it simple in a standard shower stall.



Calacatta Statuario



SHOP THE PRO DESIGNS COLLECTION



SEE FULL PANEL CONFIGURATIONS & SIZES ON PG.53





# Larisis Marble

W7054

Cool-tinged greys and wispy streaks throughout this ultra-modern pattern add a graceful, tiled look for a clean and casual space.




# Augusta Calacatta

W7055

Bold, large-scale grey charcoal striations and warm shadows offset a milky white background to create classic elegance with a bit of playfulness. It's luxury and personality, all at once.





# Torrone Marble

W7008

Surround yourself in classic elegance with a bit of play. Subtle grey veining on a crisp white backdrop gives this marble-like surface a timeless, uncluttered look.



# Calacatta Statuario

W7036

This bright-white marble design boasts varying sizes of light grey, grey and black veining for a bold look brimming with grandeur.





# Cosenza

W7028

With large-scale whites mixed with deep greys and honey almond accents, this stone-like surface draws inspiration from Brazilian granite—adding a bold impact to any bathroom.



# Arezzo

W7041

This large scale marble design blends light tan, warm taupe and deep brown in bold movements for a rich, luxurious look.





# Legacy Ash

W7042

This taupe wood grain pattern mimics a planked design, offering welcoming & light serenity. Pair it with neutral grain finishes for a classic look.



# Tahiti Sands

W7027

Warm and cool neutral tones are blended into an off-white limestone texture, helping this stone-like surface create a lively, yet relaxing look with an earthy flair.






# Staccato

W7004

With light grey converging lines on a plane of white, wood-like Staccato's relaxed streaking coats a space in calm and comfort.



# Aria White


W7001

Solid white through and through, this stone-like surface delivers a crisp, clean style that can feel classic, modern and anything in between.



We thought *outside the box* to deliver a shower *inside a box*.

RETAIL KITS INCLUDE:



Pre-sized panels



Panel adhesive



Color-matched Sealant

Both Menards & Lowe's exclusive retail kits include our patented panels, adhesive and color-matched sealant for a grout-free application in as quick as 2.5 hours. With panels already pre-cut and available at standard shower & bath surround sizes, installation is simple—making for a thrilling transformation.



# Nestos Marble

W7026

This large-scale Sequoia marble design shines in a warm white with light hues and a compelling linear movement.






# Bianco Granite

W7007

This granite design blends white, beige and grey in a soft linear movement with medium contrast. It's cool, calm and collected with a relaxing, elegant vibe.



# Tusca Marble

W7022

Granite with large-scale areas of taupe and brown highlighted by grey and cream accents makes a bold statement in any bathroom.





# Society Elm

W7009

Light brown with grey and taupe undertones, this straight grain elm design is subtly planked and features cross-grain saw marks.



# Costa Grey

W7023

Simplicity is the name of the game with this cool pewter grey, tinged with warm off-white streaks.






# Vienna Marble

W7006

Scattered grey and beige veining across a toasted white background creates a space of welcoming luxury.



# Marmafino

W7019

Granite-inspired shower walls with coordinating neutral surfaces turn traditional into timeless, ushering you into a calm, inviting oasis.





# Norwegian Elm

W7015

Modern with clean lines, this straight grain is intermingled with subtle cathedrals in an overall light neutral color. This is the definition of calm.



# Spanish Sands

W7014

This limestone lookalike comes in a warm grey interfused with linear directional features in shades of grey with hints of caramel.



It's easy to create a modern and soothing sanctuary with Wetwall waterproof panels. We can help bring your vision to life with additional technical resources, specification guides, videos and more.

# SKUs & Specs



TONGUE EDGE

GROOVE EDGE

BULLNOSE EDGE

FLAT EDGE



FIGURE OUT YOUR CONFIGURATIONS & CUSTOMIZATION

## Back Wall Configurations



### TONGUE EDGE + FLAT EDGE

The easy-to-handle TE/FE panels are ideal for a seamed back wall.



### GROOVE EDGE + FLAT EDGE


The easy-to-handle GE/FE panels are ideal for a seamed back wall.



### FLAT EDGE + FLAT EDGE

The FE/FE panels are best for a one piece wall.

## Wing Wall Configurations



### BULLNOSE EDGE + FLAT EDGE

The Bullnose Edge is perfect for wing wall or terminating walls.

## Utility Wall Configurations



### TONGUE EDGE + GROOVE EDGE

This most flexible panel is used when you want to continue the design beyond the single-panel widths.



### TONGUE EDGE + BULLNOSE EDGE

Use this Bullnose Edge combined with a TE to cap the end of the TE/GE panels.



### GROOVE EDGE + BULLNOSE EDGE

Use this Bullnose Edge combined with a GE to cap the end of the TE/GE panels.



### BULLNOSE EDGE + BULLNOSE EDGE

With two Bullnose Edges, this is the ideal panel to feature behind a free-standing bathtub or a stand-alone wall.

## Panel Sizes

### WIDTH

8" - 60"

### HEIGHT

72" & 96"

CUSTOM SIZES ARE AVAILABLE UPON REQUEST.




Wow...  
 luxe finishing  
 touches, too?



## STORAGE SOLUTIONS

Complete your bathroom transformation with coordinating, prefabricated niches & shelves. Available in Clean White (as shown) & Calm White.



DOUBLE SHELF RECESSED NICHE



SINGLE SHELF RECESSED NICHE



CORNER SHELF

## STICK & SEAL



Hold your project together with high performance Wilsonart® Adhesive. Its outstanding bond strength and high heat resistance make it the ideal adhesive for Wetwall installation.

Wilsonart® high-quality sealant comes in 6 colors—specially formulated to match the colors of all Wetwall panel designs. Plus, it's antifungal, providing a lasting water-resistant seal.



*Shop Accessories*

COMPLETE  
 YOUR BATHROOM  
 TRANSFORMATION



*Want to try before you buy?*

## WE COME IN A SAMPLE SIZE

Seeing it in real life is the best way to experience the beauty of the design. Discover how lightweight yet sturdy, durable and scratch-resistant Wetwall bathroom panels really are.



ORDER A  
SAMPLE  
(OR A FEW)

*Looking for where to buy?*

## GET A SHOWER WITHOUT TAKING A BATH

From customizable designs to fit your unique spec to our patented locking panels that arrive in an all-in-one DIY kit, you'll find Wetwall at kitchen & bath showrooms, through a contractor or exclusively at Lowe's and Menards.

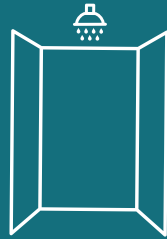


FIND  
WHERE  
TO BUY



Wetwall™  
— A WILSONART COMPANY —

WOW.



WETWALL.

GET INSPIRED AT [WETWALL.COM](http://WETWALL.COM)